
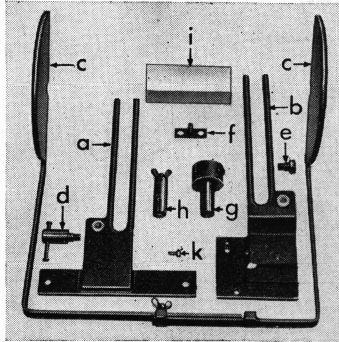
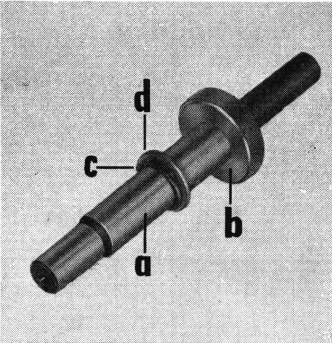
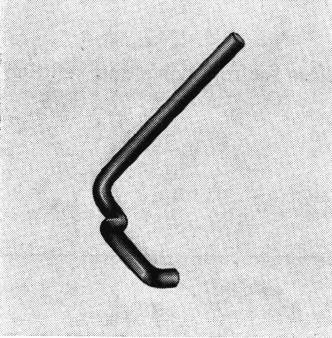






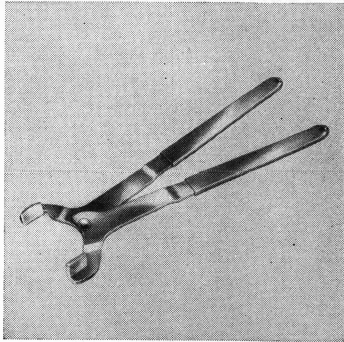
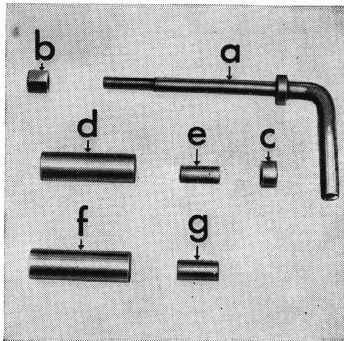









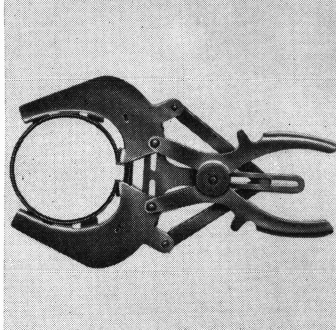
## SPECIAL-PURPOSE TOOLS FOR WORK ON ENGINE

| Designation   | Part No.        | Used for work under Operation No. | Photo   |
|---|-----------------|-----------------------------------|---|
| Lifter for removing and refitting engine . . .  | 6003-75101-00.1 | M 6<br><br>VI / 56 / 1198         |    |
| <p>Device for removing and refitting crankshaft comprising:</p> <ul style="list-style-type: none"> <li>a) forked bracket (clutch side)<br/>part no. 6403-73502-00.1</li> <li>b) forked bracket (contact-breaker side)<br/>part no. 6403-73503-00.1</li> <li>c) movable mounting<br/>part no. 6403-73504-00.1</li> <li>d) 10 mm tommy screw<br/>part no. 6403-73505-00.1</li> <li>e) 10 mm shoulder screw<br/>part no. 6403-73506-00.1</li> <li>f) expanding mandrel (clutch side)<br/>part no. 6403-73507-00.1</li> <li>g) collet (distributor side)<br/>part no. 6403-73508-00.1</li> <li>h) check piece<br/>part no. 6403-73509-00.1</li> <li>i) bracket<br/>part no. 6403-73510-00.1</li> <li>k) fillister head screw (M 8x1.25)<br/>part no. 6403-73511-00.1</li> </ul> | 6403-73500-00.1 | M 12<br><br>VI / 58 / 2015        |  |

| Designation   | Part No.                               | Used for work under Operation No.  | Photo   |
|---|--|--|---|
| Centering pin for clutch disc . . . . .<br>comprising:<br>a) pin<br>part no. 6403-72402-00.1<br>b) knurled nut<br>part no. 6403-72403-00.1<br>c) circlip (18x1.2 mm)<br>part no. 00471-020-31<br>d) stop washer<br>part no. 1817-20305-00 | 6403-72400-00.1                        | M 6<br>M 7<br>M 10<br>M 11<br>M 12<br>M 15<br>M 20<br>M 40<br>M 41<br><br>VI / 56 / 1423 |    |
| Stop fork for clutch lever . . . . .  | 6403-75101-00.1                        | M 6<br>M 7<br>M 10<br>M 11<br>M 12<br>M 20<br>M 40<br>M 41<br><br>VI / 56 / 1138         |    |
| Holder for flywheel . . . . .   | 6403-71401-01.1                        | M 6<br>M 7<br>M 10<br>M 11<br>M 12<br>M 20<br>M 40<br>M 41<br><br>IV / 58 / 1954         |   |
| Clamp for crankshaft seals . . . . .  | 6403-71200-00.1                        | M 12<br><br>VI / 56 / 1017   |  |
| Tightening strap for piston compression rings,<br>size NM 71 (900 cc engine) . . . . .<br><br>Piston ring compressor<br>size NM 74 (1000 cc engine) . . . . .   | 6403-74200-10.1<br><br>8861-74200-00.1 | M 12<br><br>M 20<br><br>VI / 56 / 1018   |  |

| Designation   | Part No.        | Used for work under Operation No.                          | Photo   |
|---|-----------------|--|---|
| Reaming unit for small-end bearings . . . . .<br>comprising:<br>a) holding bracket with eccentric pins, nuts, washers and guide bearings<br>part no. 6403-70902-00.1<br>b) bushing with reamer for shank size no. 22<br>part. no. 6003-70904-00.1<br>c) reamer  | 6403-70900-10.1 | M 12<br>M 20<br><br><br><br>VI / 56 / 1019                 |    |
| Fitting tool for gudgeon pins . . . . .   | 2017-70401-00.1 | M 12<br>M 20<br><br><br><br>VI / 56 / 944                  |    |
| 14 mm ring spanner for carburetter . . . . .  | 6718-73101-00.1 | M 6<br>M 12<br>M 20<br><br><br><br>VI / 56 / 1059          |   |
| Grippers for lipped oil seals . . . . .   | 6403-74001-00.2 | M 12<br>M 20<br><br><br><br>VI / 56 / 1056                 |  |
| Withdrawing and fitting tool for small-end bushings . . . . .<br>comprising:<br>a) 14×1.5 mm spindle<br>part no. 4701-70802-00.1<br>b) 14×1.5 mm nut<br>part no. 4701-70803-00.1<br>c) sleeve<br>part no. 4701-70804-00.1<br>d) spacer, NM 15, 18<br>part no. 4701-70805-00.1<br>e) equalizing bushing, NM 18<br>part no. 4701-70806-00.1<br>f) spacer, NM 20<br>part no. 4701-70807-00.1<br>g) equalizing bushing, NM 20<br>part no. 4701-70808-00.1<br>h) washer, 15 DIN 125 (not shown)<br>part no. 00125-001-01 | 4701-70800-01.1 | M 12<br><br><br><br><br><br><br><br><br><br>IV / 58 / 1699 |  |

| Designation                       | Part No.                           | Used for work under Operation No. | Photo   |
|-----------------------------------|------------------------------------|-----------------------------------|---|
| Set of tension brackets . . . . . | 6403-71900-00.1                    | M 12<br><br>VI / 56 / 1020        |    |
| Holder for dial gauge . . . . .   | 1817-75600-00.0                    | M 12<br><br>VI / 56 / 946         |    |
| Ring gauge . . . . .              | 2017-72501-00.0                    | M 12<br><br>VI / 56 / 947         |   |
| Ring gauge . . . . .              | 6493-72501-00.0<br>6403-72501-00.0 | M 12<br><br>VI / 56 / 948         |  |
| Dial gauge . . . . .              | 4601-72701-00.0                    | M 12<br><br>VI / 56 / 1054        |  |

| Designation   | Part No.        | Used for work under Operation No. | Photo   |
|---|-----------------|-----------------------------------|---|
| Inside measuring instrument, NM 12 to 20 . . .  | 1817-72600-00.0 | M 12                              |    |
| Inside measuring instrument, NM 50 to 100 . . .   | 4601-72600-00.0 | M 12                              |    |
| Set of jigs for repairing clutches . . . . .<br>comprising:<br>a) holder for flywheel<br>part no. 6603-73302-00.1<br>b) lock screw<br>part no. 6603-73303-00.1<br>c) fitting ring<br>part no. 6603-73304-00.1<br>d) adjuster flange<br>part no. 6603-73305-00.1<br>e) spring<br>part no. 6603-73306-00.1<br>f) retaining washer, NM 15/48<br>part no. 6603-73307-00.1<br>g) nut, 14 m/m<br>part no. 00934-016-11<br>h) washer, NM 15<br>part no. 00125-011-01<br>i) dial gauge holder<br>part no. 6603-73308-00.1<br>k) knurled-head screw (two)<br>part no. 00465-001-11 | 6603-73300-00.1 | M 47                              |   |
| Pliers for compression rings . . . . .  | 6003-73801-00.1 | M 12                              |  |